



STORAGE

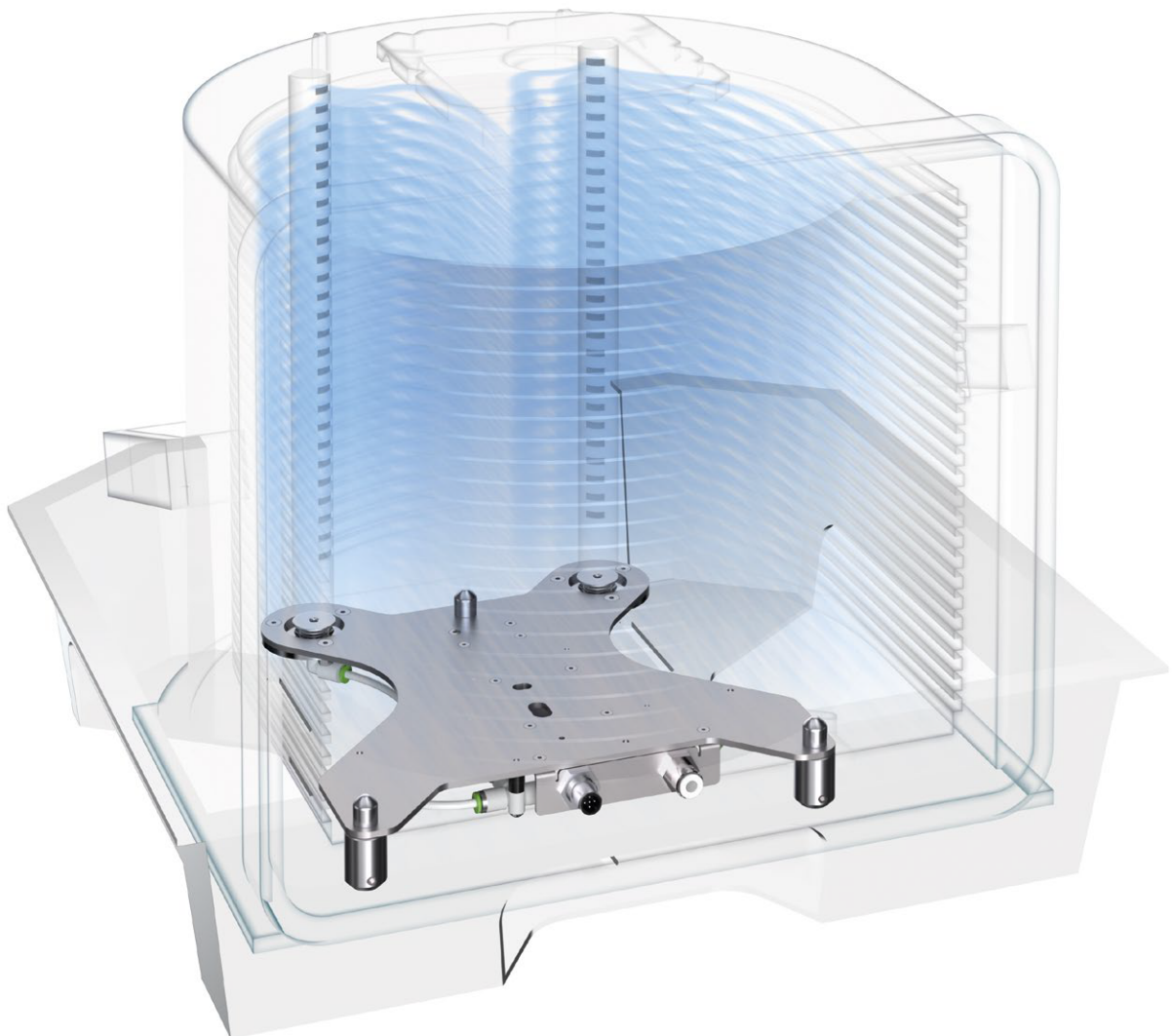


FABMATICS

Automate your success

# WAFER POD PURGE SYSTEM

Retrofittable inert gas purge system  
for FOUP/SMIF pod storage bins



# WAFER POD PURGE SYSTEM

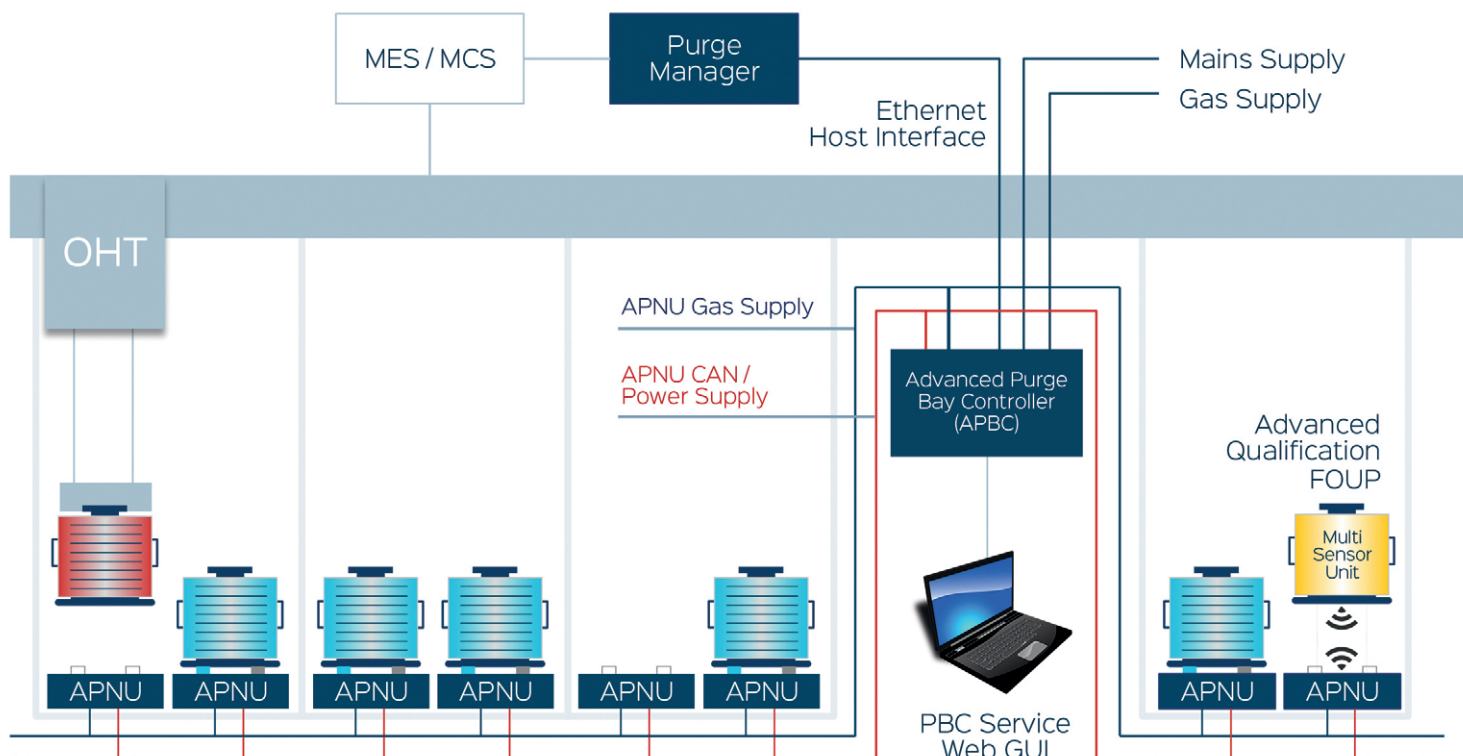
Retrofittable inert gas purge system for FOUF/SMIF pod storage bins

Semiconductor industry leading edge companies are developing and producing at process nodes of 28 nm & below. These smaller structures require a contamination- and oxidation-free environment during production in order to exclude harmful influences like humidity, ambient oxygen or emission of molecules (airborne molecular contamination). These process related interactions may lead to surface defects and yield loss.

Especially while wafers stored in pods are waiting for the next process step, the danger of these unwanted side reactions is very high. Our purge system **avoids oxidation & other chemical reactions** by purging the pod with

an inert gas during interim storage between two process steps. The system can be **easily retrofitted to existing storage bins** (e.g. Zero Foot print Storage) in cleanrooms. The advantage in this case versus the exclusive use of purgeable loadports, which can only flush the pod with gas during docked on process tools, is the **continuing supply of an inert gas** like nitrogen at any conceivable storage location by using an economical flowrate. This is triggered as soon as the pod is positioned, and ends once it will be removed from the purge nest unit again. This reliably protects the wafers during the entire storage period.

## General system design



Application example for Zero Footprint Storage

**The purge system consists of these main components:**

- Advanced Purge Nest Units (APNU)
- Advanced Purge Bay Controller (APBC)
- Purge Manager Software

Every Zero Footprint Storage bin can be retrofitted with an Advanced Purge Nest Unit (APNU) which is used to accommodate the purge inlet interfaces. They directly communicate via a combined CAN power bus wire with the Advanced Purge Bay Controller (APBC). The APBC controls all connected APNU modules and represents a communication gateway to the Purge Manager Software. Each Purge Bay Controller has its own IP address for individual access with a Service GUI via a standard web browser and optional via HSMS.

# Features

## Easy to retrofit

- Can be retrofitted to existing FOU/SMIF pod storage systems (e.g. ZFS, stocker) without requiring additional storage space
- Installation during regular operations possible

## Flexible installation

- APNU modules can be installed wherever necessary, in rows, isles or in a matrix
- Quick servicing possible

## No additional footprint needed

- Purge nests are integrated into existing storage bins
- Slim, light & functional design

## High purity operation


- Advanced purge interface design provides maximum pureness and durability
- Each APNU features its own particle filter

## Intelligent software

- Every purge nest is individually monitored and controlled
- Sensors in the nest monitor the gas flow via back pressure and report errors
- Independent purge functionality for each nest, no gas spill / waste
- Interval purge functionality can be set up via purge profiles
- Service GUI via web interface
- Continuous quality monitoring in combination with Advanced Qualification FOU (optional)
- Lean and flexible control system based on embedded Linux
- HSMS interface based on SEMI E88 (optional)

## General characteristics

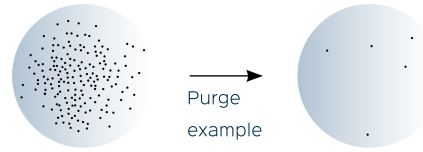
- Silent noise free purge operation in any condition



N2 Purge application integration example for over-head buffers (OHB). Solutions for Stocker Purge can be provided upon request. More than 18,000 purge units already in operation.

# Benefits

- Avoids AMC (Airborne Molecular Contamination) and other chemical reactions



- Allows extended queue time between process steps



- Improves overall process yield
- Minimized cost of ownership by optimized long term durability of all components

# Technical data

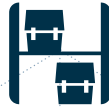
## Advanced Purge Nest Unit (APNU)

Placement sensor	Optical LiDAR-TOF
Flow rate	Pre-adjustable between 1 and 40 slpm per step
Supported pod types	FOUP: Entegris Spectra & A300, SEP300EX   SMIF: E200   others upon request
Flow control options	1 step , 2/3 step (depend. on configuration)
Pressure sensor	Software defined switch points detect multiple back-pressure ranges (e.g. low, good, high)
Weight	1 kg / 2.2 lb
Material (baseplate)	Anodized aluminium
Features	Multi LED status display, Qualification FOU IR data link

## Advanced Purge Bay Controller (APBC)

Amount of connectable APNUs	50 regular, with simultaneous flow rates up to 10 slpm
Communication uplink	Web GUI and HSMS (optional) via Ethernet
Operation system	Embedded Linux
Weight	12 kg / 26.5 lb
Material (case)	Sheet steel
Features	Web GUI provides overall pressure, flow and utilization monitoring

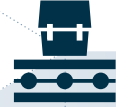
**STORAGE**  
ZERO FOOTPRINT STOCKER  
PURGE SYSTEMS  
RFID RACKS



**HANDLING**  
MOBILE ROBOTS  
ROBOT CELLS  
EFEMS



**TRANSPORT**  
CONVEYOR SYSTEMS  
AGVS / RGVS  
PGVS



# UNIQUE PRODUCT PORTFOLIO FOR THE **COMPLETE MATERIAL HANDLING AUTOMATION**



**IDENTIFICATION**  
RFID SYSTEMS  
RFID RETROFITTING  
RFID BASED LOGISTICS SYSTEMS



**SOFTWARE**  
FLEET MANAGER FOR MOBILE ROBOTS  
SOFTWARE INTEGRATION  
WEB GUIs



**SERVICE**  
CONSULTING & FEASIBILITY STUDIES  
TECHNICAL SERVICES  
THIRD PARTY SUPPORT

 **FABMATICS**



Member of  
**SCIO**  
AUTOMATION

## **Europe**

Headquarters Dresden  
Phone: +49 351 65237-0  
E-mail: info@fabmatics.com

## **USA**

Location Utica, NY  
Phone: +1 315 316 1480  
E-mail: info.usa@fabmatics.com

[www.fabmatics.com](http://www.fabmatics.com)

## **Partners in Asia**

**Singapore & Malaysia**  
Phone: +65 9106 2386  
E-mail: joseph.soo@micro-optics.com.sg

## **Taiwan & China**

Phone: +886 912531863  
E-mail: jeff.chen@gbgtek.com.tw

## **Japan**

Phone: +81 92 473 6455  
E-mail: info@brux.jp